



District Report Card: 2017


State: Himachal Pradesh	District: Hamirpur (h.p.)
Class: 8	Subject: Language
Schools: 51	Students: 923


Participation/Coverage


Students

<div>GENDER</div> <div></div>	Boys		Girls	
	Number	%	Number	%
	446	48.32	477	51.68

<div>AREA</div> <div></div>	Rural		Urban	
	Number	%	Number	%
	864	93.61	59	6.39

<div>CATEGORY</div> <div></div>	SC		ST		OBC		GEN	
	Number	%	Number	%	Number	%	Number	%
	350	37.92	22	2.38	196	21.24	355	38.46

<div>CWSN</div> <div></div>	LD	VI	HI	S&LD	ID	Oth
	1	2	1	1	9	1

<div>Management</div> <div></div>	Government		Government-aided	
	Number	%	Number	%
	923	100.00	0	0.00

Average Performance of Students in Language (%)

Overall	Gender		Area		Management		Social Group			
	Male	Female	Rural	Urban	Govt.	Aided	SC	ST	OBC	GEN
53.62	53.83	53.42	53.29	58.42	53.62	0.00	53.07	62.42	50.85	55.14

Performance on Learning Outcomes (LOs)

Learning Outcomes	Description	Average Performance(%)
L813	Read textual/non-textual materials with comprehension and identifies the details, characters, main idea and sequence of ideas and events while reading	53.62

Range of Performance of Students who Answered Correctly							
Below 30%		30% - 50%		50% - 75%		Above 75%	
Number	%	Number	%	Number	%	Number	%
122	13.22	268	29.04	415	44.96	118	12.78

Lowest Performing Learning Outcomes (LOs)

1 - Read textual/non-textual materials with comprehension and identifies the details, characters, main idea and sequence of ideas and events while reading (53.62)